



PowerCON Splitter 80302

Quick Guide


WARNING

Safety Instructions

This product guide contains important information about the safe installation and use of this device. Please read and follow these instructions carefully and keep this manual in a safe place for future reference.

When unpacking and before disposing of the carton, check there is no transportation damage before using the device. Should there be any damage caused by transportation, consult your dealer and do not use it.

The device is for indoor use only. Use only in dry locations. Keep this device away from rain and moisture, excessive heat, humidity and dust. Do not allow contact with water or any other liquids. The device is not

designed or intended to be mounted directly on to inflammable surfaces. 

The device is only intended for installation, operation and maintenance by qualified personnel.

The device must be installed in a location with adequate ventilation.

Do not attempt to dismantle and/or modify the device in any way.

Electrical connection must only be carried out by qualified personnel.

Before installation, ensure that the voltage and frequency of power supply match the power requirements of the device.

It is essential that each device is correctly earthed and that electrical installation conforms to all relevant standards.

Do not connect this device to any other types of dimmer apparatus.

The device should always be installed with a secondary safety fixing. A safety cord (not included) is needed for this.

There are no user serviceable parts inside the device do not open the housing and never use the device with its cover removed.

The maximum ambient temperature $t_a = 45^\circ\text{C}$ must never exceeded.

The relative humidity must not exceed 50% with an ambient temperature of 45°C .

If this device is operated in any other way other than the one said in this manual, this device may suffer damages and thus the warranty becomes void.

Always disconnect from the mains, when the device is not in use or before cleaning it or before attempting any maintenance work.

IMPORTANT:

The manufacturer will not accept liability for any resulting damages caused by the non-observance of this manual or any unauthorized modification to the device.

PLEASE recycle the shipping carton whenever possible.

Rigging

Concerning rigging, trussing for this device, please follow the European and national guidelines.


Only the qualified technicians are allowed for the device installation,

The device must never be mounted for a possible swinging position, and a safety cord attached must always be used.

IMPORTANT:

Improper installation can lead to serious damage to people and property.

This device is not supplied with a plug, and it has an open power cable. So when connecting the device to the mains with a power plug, ensure that the right color cable is connected to the right place. The following table is for your reference.

International	EU Cable	The U.K. Cable	US Cable	Pin
L	Brown	Red	Yellow/ Copper	Fase
N	Blue	Black	Silver	Nul
	Yellow/Green	Green	Green	Earth

IMPORTANT

Please ensure that the device is always connected to the earth properly.

PRODUCT OVERVIEW

This is a rigid power distributor for stage equipment. It is equipped with 4 power outputs, all with Neutrik powerCON sockets, plus 4 multinational power outputs. It also has one power through socket. This powerCON splitter has a resettable breaker to protect your equipment. Its led power indicator will turn on when the power splitter is plugged.

This power splitter has several mounting holes for easy rigging. It helps to keep your truss neat and clean. The power splitter has a 20A power breaker. Maximum current for all power output is 20 amps, so please do not exceed this rating throughout the whole power run.

Main features:

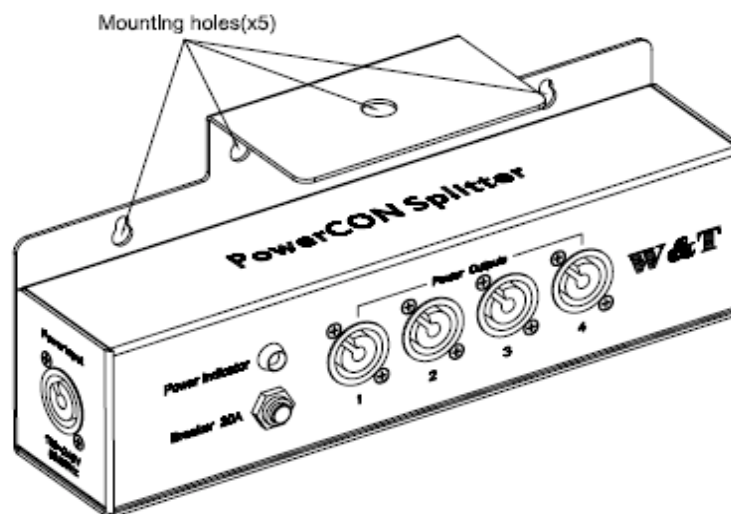
1. One power input and 4 power outputs, 4 multinational power outputs, plus one power through output;
2. 20A circuit breaker guarantees overdrive protection;
3. Total power rating 20 amps;
4. Resettable power breaker keeps your equipment safe.
5. Keep clear and neat cable runs, and save your time.

Items included in the package

- 1). 1 x PowerCON Splitter 80302
- 2). 1 x this quick guide

PowerCON Splitter Mounting

This power splitter has 5 mounting holes. It can be mounted on any flat surface (should be inflammable). The mounting hole on top allows easy mounting to truss with a clamp.



Mounting Holes

SPECIFICATIONS

Input voltage: 100-240VAC 50/60Hz

Circuit breaker: 20A

Power input connection: Neutrik PowerCON (blue)

Power output connection: Neutrik PowerCON (white)

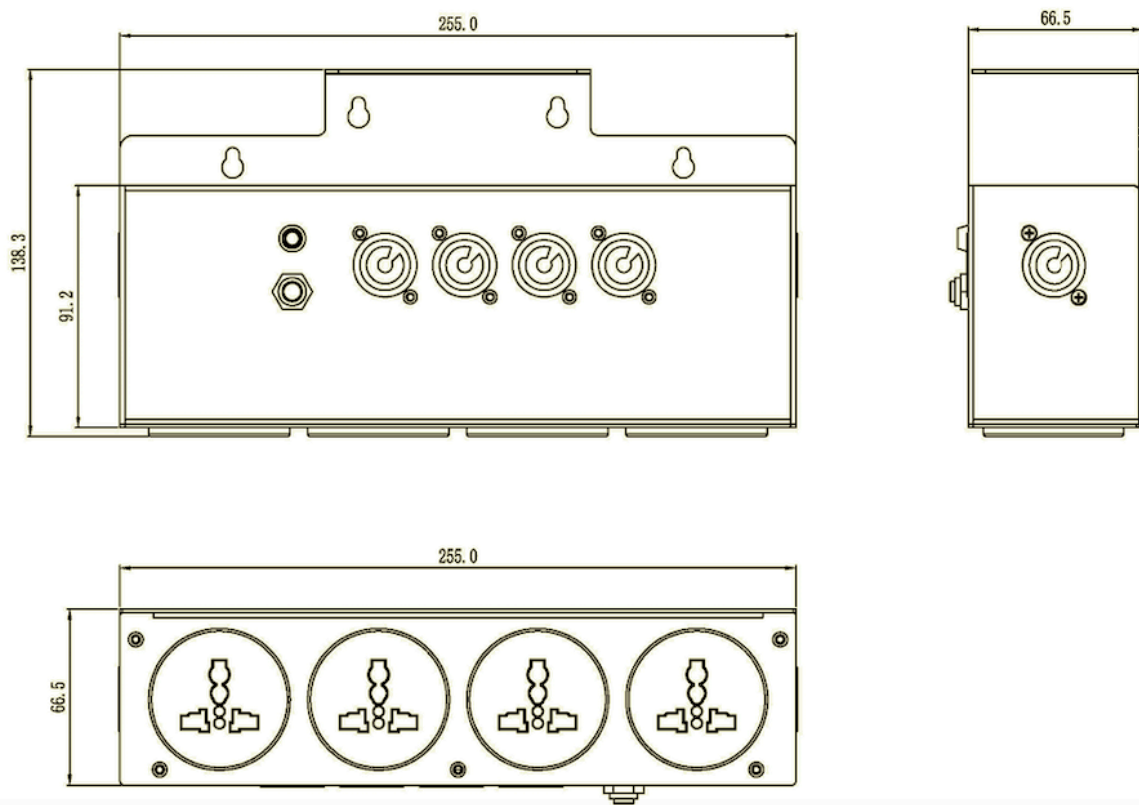
Multi-national power outputs

Dimensions: 255L x 138.3H x 66.5T mm

Net weight 1.3kg

IP rating: IP 20, dry locations only

Dimensions:



W&T International Ltd.

Addr: 3/F 2-8 Songshan Road, Shilou Panyu, Guangzhou 511440, China

Tel: +86-20-997 5288; Fax: +86-20-3997 3167 Http://www.wtintl.net; E-mail: wt@wtintl.net